

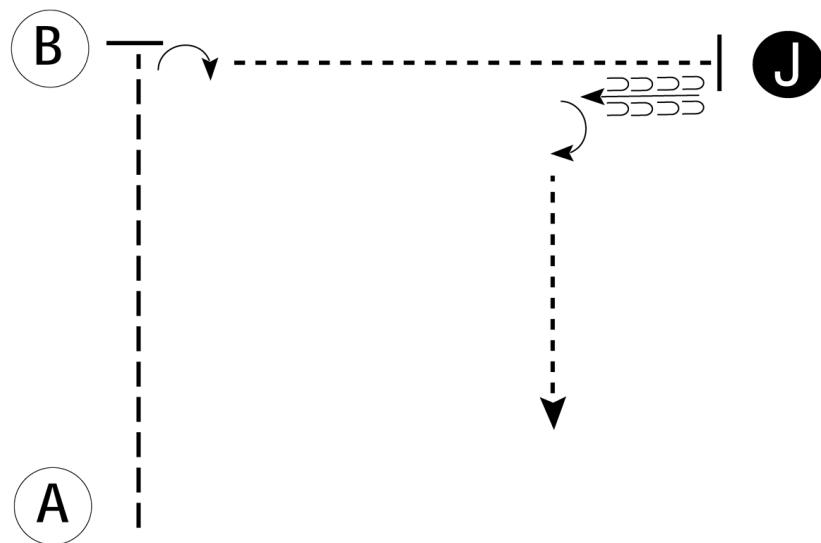
SWBA Summer Color & All Breed Show Series

Showmanship - All Walk Trot Classes

Show Date: 06-09-2019

w w w . H o r s e S h o w P a t t e r n s . c o m

w w w . H o r s e S h o w P a t t e r n s . c o m



Be ready at A.

1. Trot from A to B.
2. Stop at B and perform a 90 degree turn.
3. Walk to judge.
4. Stop and set up for inspection.
5. When dismissed, back approximately one horse length.
6. Perform a 90 degree turn and walk away.

Follow the directions of your ring steward.

Walk	-----
Trot	- - - - -
Back	←
Marker	ⓑ
Judge	ⓐ

[S/WT-56]

Pattern Provided by:
SWBA

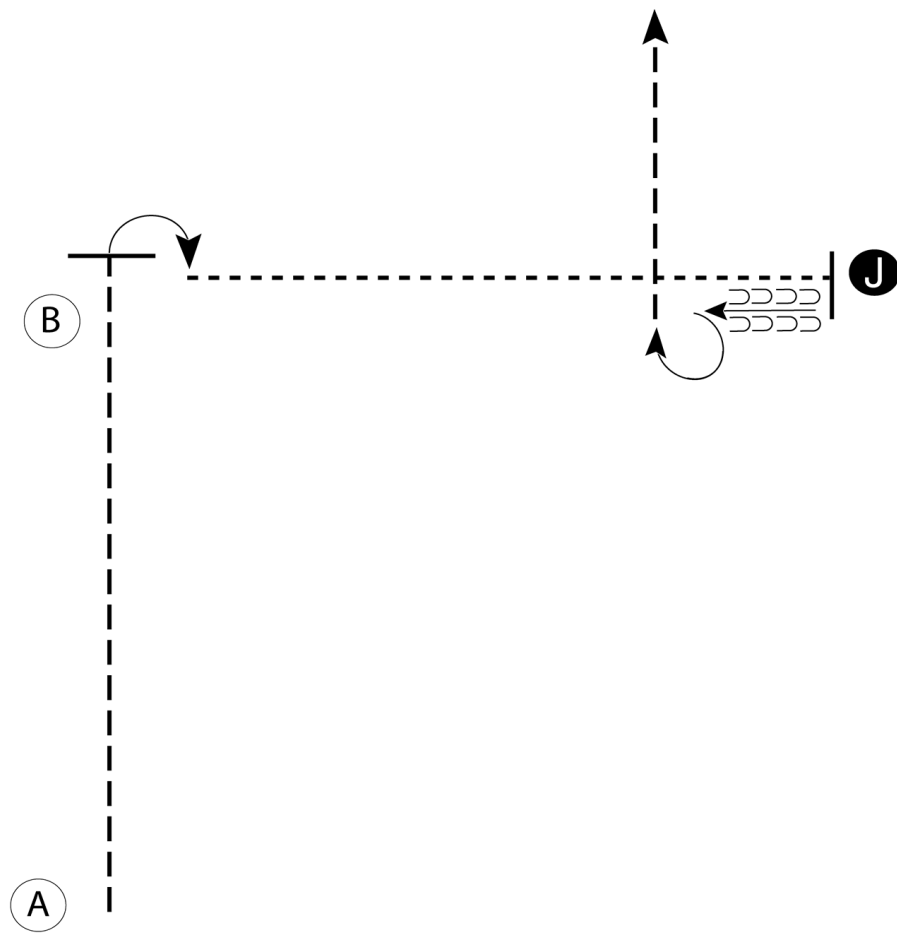
SWBA Summer Color & All Breed Show Series

Showmanship - All Classes Except Walk Trot


Show Date: 06-09-2019

w w w . H o r s e S h o w P a t t e r n s . c o m

w w w . H o r s e S h o w P a t t e r n s . c o m



1. Begin at A. Trot from A past B
2. Stop and perform a 90 degree turn
3. Walk to the Judge, stop and set up for inspection
4. When dismissed back one horse length and perform a 270 degree turn
5. Trot to the line-up

Walk	-----
Trot	- - - - -
Back	← 
Marker	Ⓚ
Judge	ⓐ

[S/1-14]

Pattern Provided by:
SWBA

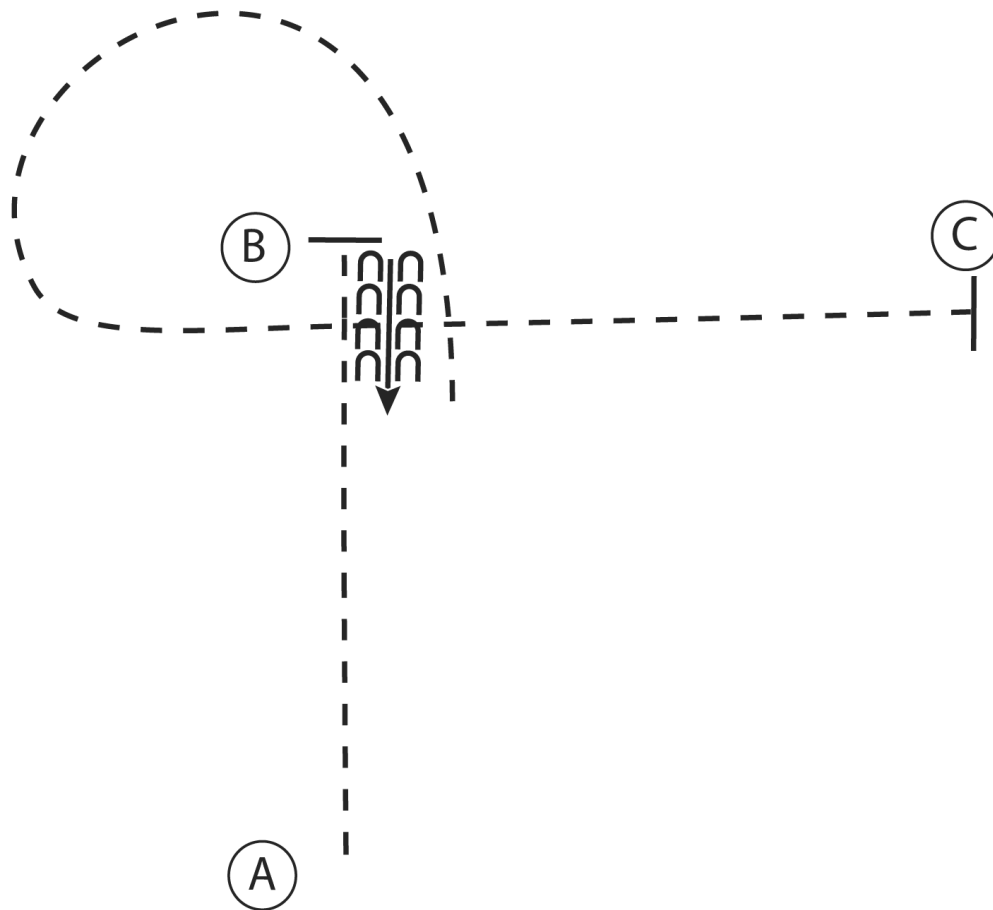
SWBA Summer Color & All Breed Show Series

Equitation - All Walk Trot Classes

Show Date: 06-09-2019

w w w . H o r s e S h o w P a t t e r n s . c o m

w w w . H o r s e S h o w P a t t e r n s . c o m



1. Trot A to B
2. At B stop and back 4 steps
3. Trot a circle around B and continue to C
4. Stop at C

Walk
Trot	-----
Extended Trot	-----
Canter	—————
Leg Yield	
Lead Change	↘
Back	←←←←←
Marker	(B)
Sidepass	←-----←

[HSE/WT-2]

Pattern Provided by:
SWBA

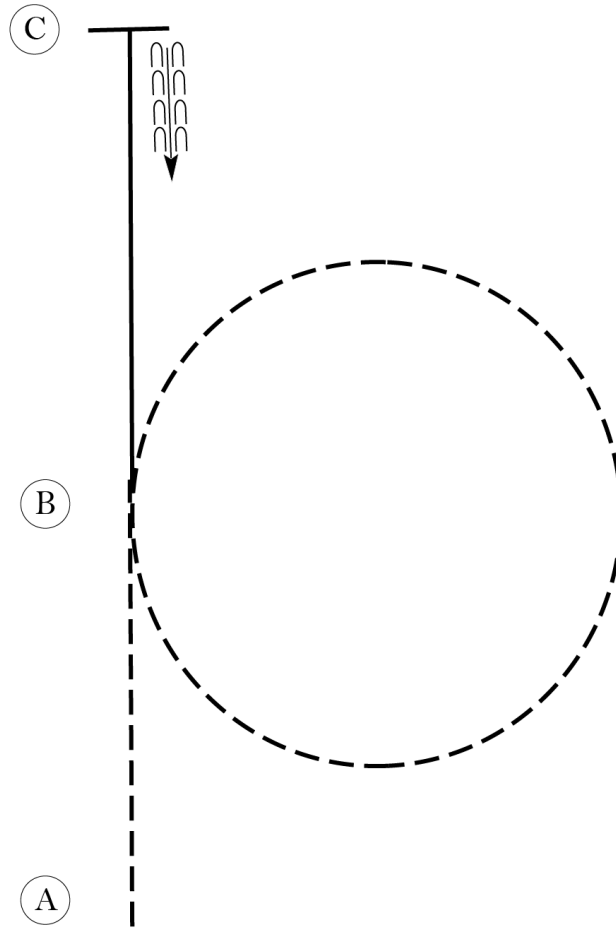
SWBA Summer Color & All Breed Show Series

Equitation - All Classes Except Walk Trot

Show Date: 06-09-2019

www.HorseShowPatterns.com

www.HorseShowPatterns.com



Be ready before A.

1. Sitting trot A to B.
2. At B, posting trot circle to the right on proper diagonal.
3. At B, canter on the left lead to C.
4. Stop at C and back approximately one horse length.

Walk	-----
Trot	- - - - -
Extended Trot	-----
Canter	—————
Leg Yield	
Lead Change	↙ ↘
Back	← ← ← ← ←
Marker	(B)
Sidepass	← - - - - →
Hand Gallop	—————

[HSE/1-2]

Pattern Provided by:

SWBA

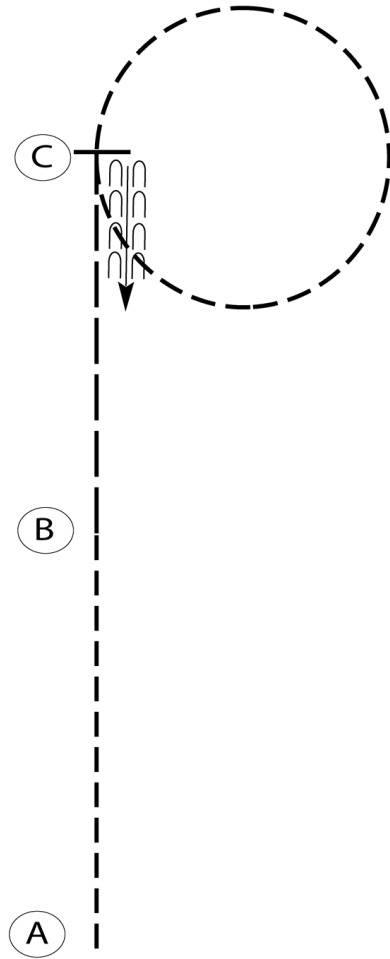
SWBA Summer Color & All Breed Show Series

Horsemanship - All Walk Trot Classes

Show Date: 06-09-2019

w w w . H o r s e S h o w P a t t e r n s . c o m

w w w . H o r s e S h o w P a t t e r n s . c o m



Be ready at A.

1. Jog from A to B.
2. Extend the jog to C.
3. At C, jog a circle to the right.
4. Even with C, stop and back one horse length

Retire to the rail or line up at a jog.

Walk	-----
Jog	-----
Extended Jog	-----
Lope	—————
Leg Yield	
Lead Change	—/—
Back	←←← ←←←
Marker	⊙
Sidepass	←-----→

[WH/WT-19]

Pattern Provided by:
SWBA

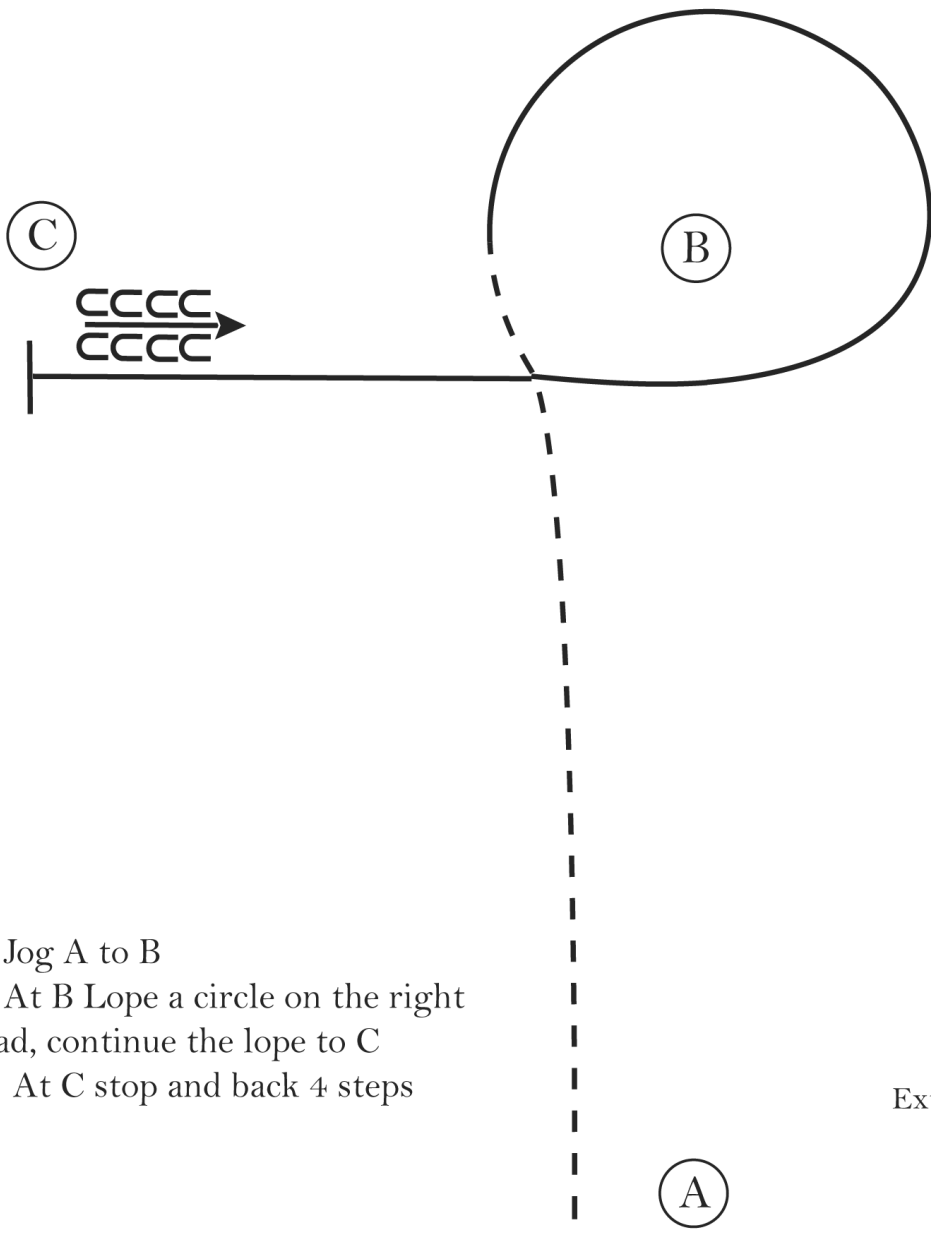
SWBA Summer Color & All Breed Show Series

Horsemanship - All Classes Except Walk Trot

Show Date: 06-09-2019

www.HorseShowPatterns.com

www.HorseShowPatterns.com



1. Jog A to B
2. At B Lope a circle on the right lead, continue the lope to C
4. At C stop and back 4 steps

Walk
Jog	-----
Extended Jog	-----
Lope	—————
Leg Yield	
Lead Change	↙
Back	← C C C C C C C C
Marker	⊙ B
Sidepass	← - - - ←

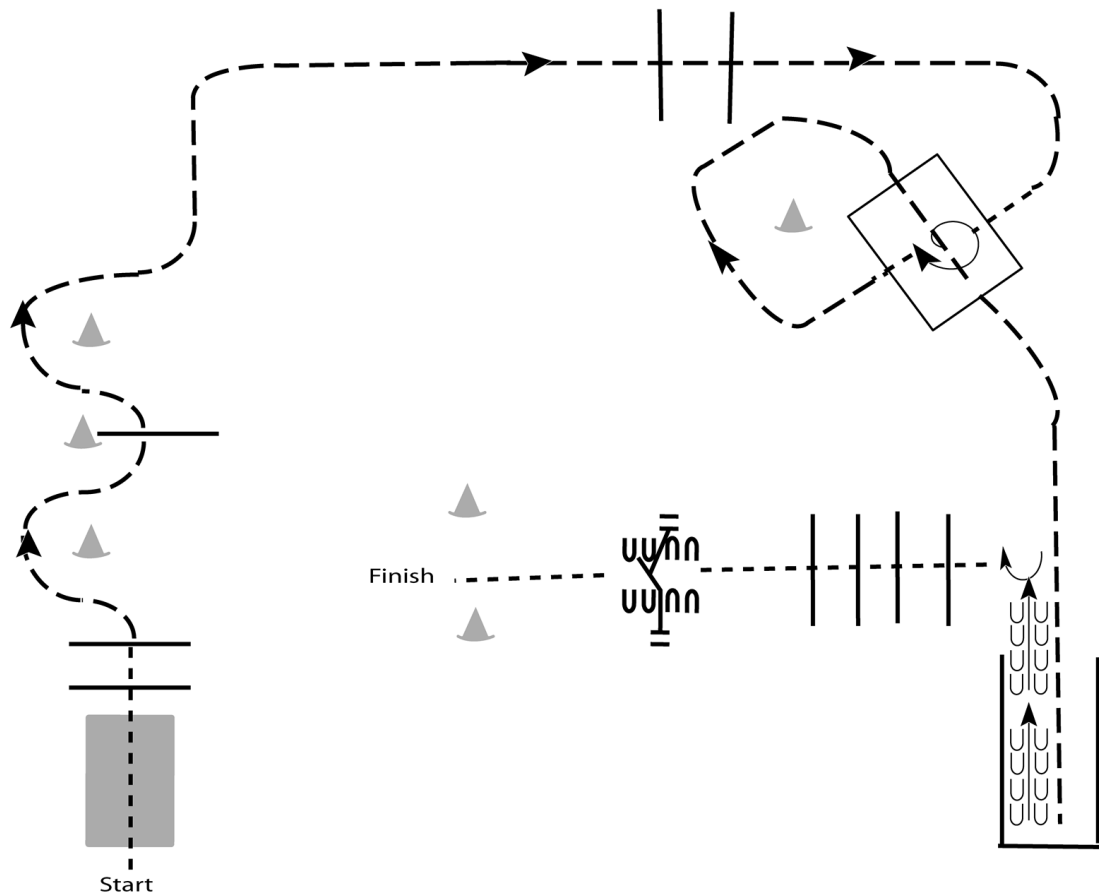
[WH/1-7]

Pattern Provided by:
SWBA

SWBA Summer Color & All Breed Show Series

Trail - All In-Hand & Walk Trot Trail Classes

Show Date: 06-09-2019



1. Walk over bridge and over poles.
2. Jog through serpentine and over pole.
3. Continue to jog over poles.
4. Break to a walk and walk into box. Turn a full turn to the right and walk out of box.
5. Jog through box and into chute
6. Back out of chute
7. Turn 90 degrees and walk over poles to gate
8. Work gate and walk to finish

Walk	-----
Jog	- - - - -
Extended Jog	- . - . -
Lope	—————
Leg Yield	
Lead Change	— / —
Back	← ← ← ← ←
Marker	ⓑ
Sidepass	← ----- →

[T/1-6]

Pattern Provided by:
SWBA

www.HorseShowPatterns.com

www.HorseShowPatterns.com

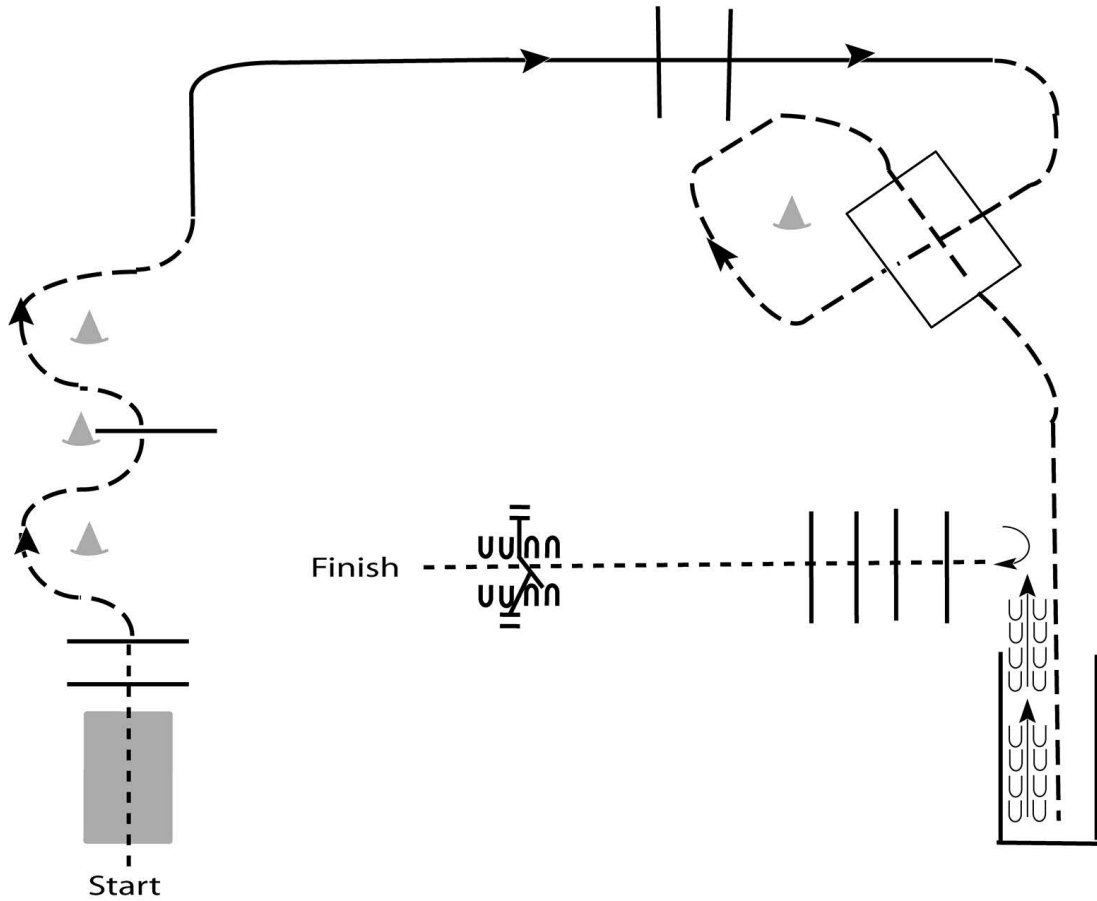
SWBA Summer Color & All Breed Show Series

Trail - All Trail Except In-Hand & Walk Trot

Show Date: 06-09-2019

www.HorseShowPatterns.com

www.HorseShowPatterns.com



Be ready at start.

1. Walk over bridge and over poles.
2. Jog through serpentine and over pole.
3. Lope on the right lead over poles.
4. Jog through box and into chute.
5. Back out of chute.
6. Turn 90 degrees and walk over poles.
7. Work gate with left hand.

Walk	-----
Jog	- - - - -
Extended Jog	— — — —
Lope	—————
Leg Yield	
Lead Change	— / —
Back	← ← ←
Marker	ⓑ
Sidepass	← — — — — →

[T/1-6]

Pattern Provided by:

SWBA